



ಬೃಹತ್ ಬೆಂಗಳೂರು ಮಹಾನಗರ ಪಾಲಿಕೆ  
Bruhat Bengaluru Mahanagara Palike



# BBMP COVID-19 WAR ROOM 22.05.2023

BBMP / COVID-19 WAR ROOM / BULLETIN – 1155/ 22.05.2023 / #BBMPfightsCOVID19



# OVERVIEW OF COVID-19 IN BENGALURU

**CASE TRENDS** ACTIVE CASES **81**

<b>Confirmed Cases</b> 20 18,86,612 <sup>#</sup>	<b>Recovered Cases</b> 55 18,69,531 <sup>#</sup>	<b>Death Cases</b> 0 17,000 <sup>#</sup>
--	--	--

**HOSPITALIZATION** **4**

<b>ICU – V</b> -	<b>ICU</b> -	<b>HDU</b> -	<b>General</b> 4
---------------------	-----------------	-----------------	---------------------

INCLUDES GOVT. QUOTA AND PRIVATE WALK-IN HOSPITALIZATION

**VACCINATION** **1** 2,07,00,543<sup>#</sup>

<b>First Dose</b> 0 96,89,844 <sup>#</sup>	<b>Second Dose</b> 0 95,11,628 <sup>#</sup>	<b>Precaution Dose</b> 1 14,99,071 <sup>#</sup>
--	---	---

**TRIAGING**

**MTU**  
5

**Tele Triage**  
13

**ACTIVE CZs**

**0**

**MCZs (< 5 cases)**  
0

**Clusters (> 5 cases)**  
0

**TESTING** **505** 3,24,00,823<sup>#</sup>

<b>Positivity :0.70%</b> <small>*FOR LAST 7 DAYS</small>	<b>RAT</b> 213	<b>RTPCR</b> 292
---	-------------------	---------------------

# : indicates cumulative numbers till date



# ABSTRACT OF COVID-19 SCENARIO IN BENGALURU


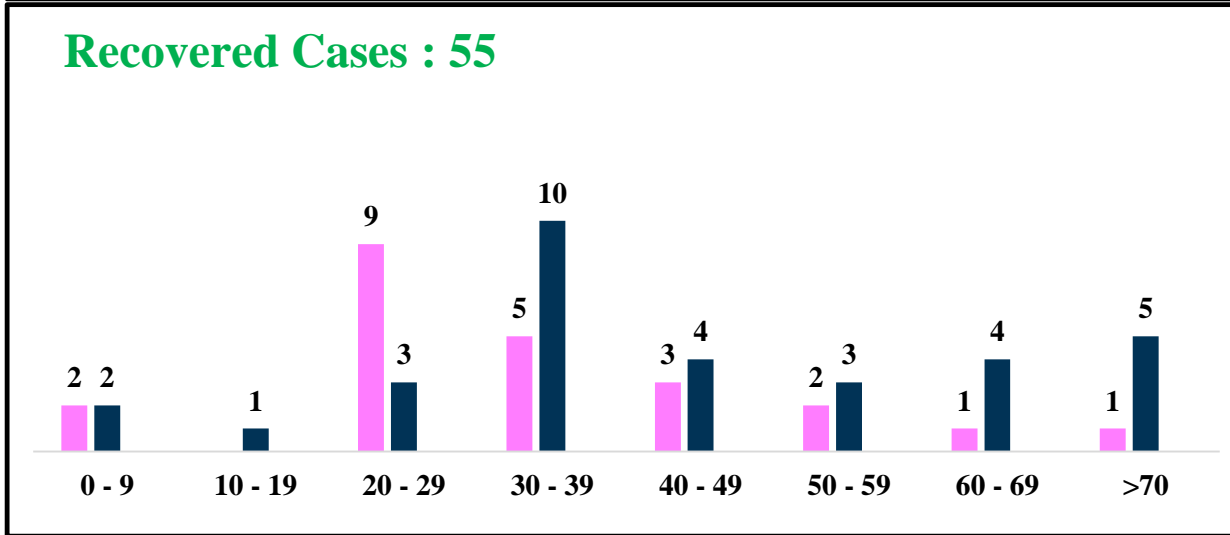
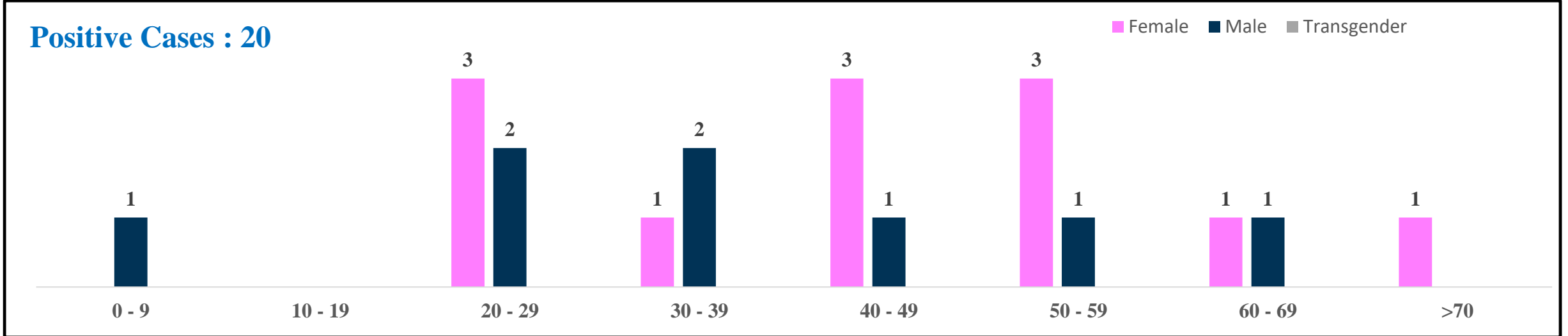


	MALE			FEMALE			TRANSGENDER			TOTAL		
	Last 24 Hours	Last 7 Days	Cumulative	Last 24 Hours	Last 7 Days	Cumulative	Last 24 Hours	Last 7 Days	Cumulative	Last 24 Hours	Last 7 Days	Cumulative
<b>Positive Cases</b>	8	74	11,11,872	12	62	7,74,544	0	0	196	20	136	18,86,612
<b>Recovered Cases</b>	32	126	10,99,488	23	122	7,68,913	0	0	187	55	248	18,69,531
<b>Death Cases</b>	0	0	10,769	0	0	6,227	0	0	4	0	0	17,000
<b>Total Tests Done</b>	<b>In Last 24 hrs. : 505</b>			<b>In last 7 days : 19,484</b>			<b>Cumulative : 3,24,00,823</b>					
<b>983</b>	<b>In Last 24 hrs. : 1</b>			<b>In last 7 days : 63</b>			<b>Cumulative : 2,07,00,543</b>					
<b>ACTIVE CASES</b>									<b>81</b>			

\*Covid deaths occurred today : 00 | Covid deaths occurred beyond last 24hrs., reported today : 00

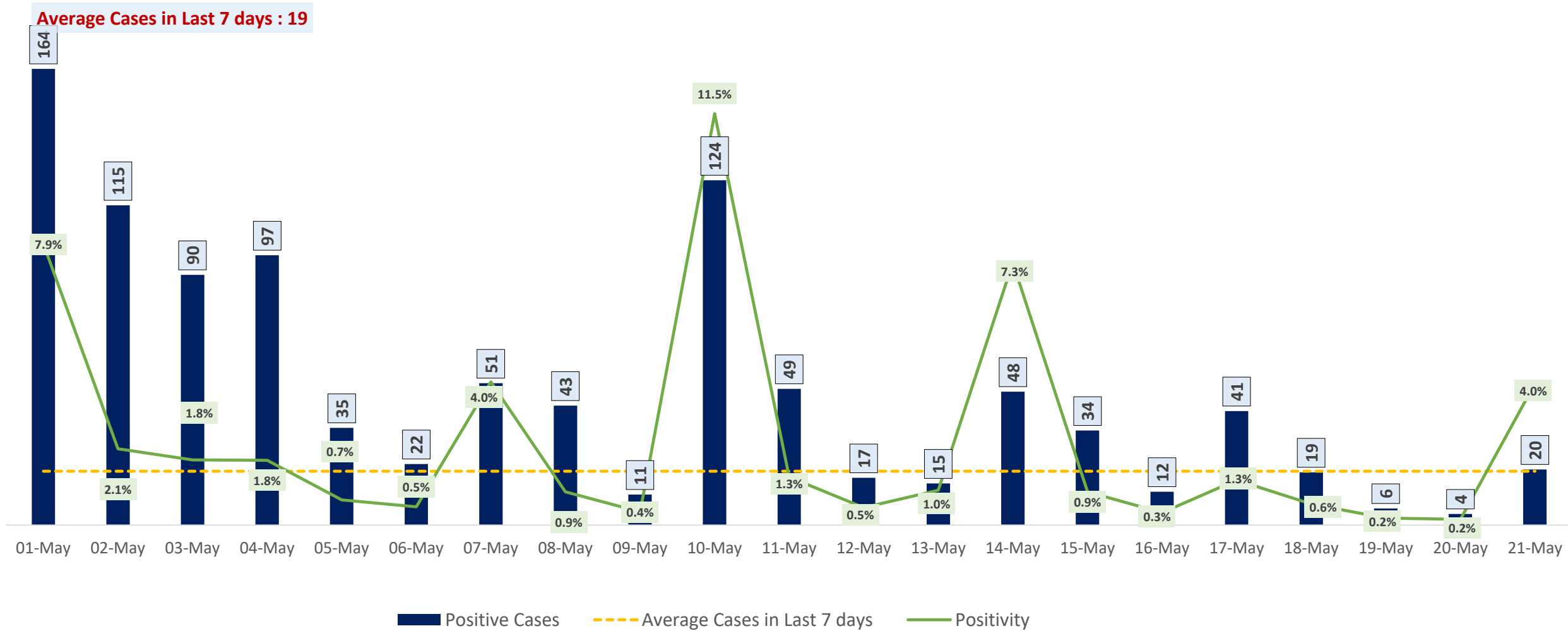


# LAST 24 HOURS AGE GROUP AND GENDER WISE DISTRIBUTION





# POSITIVITY RATE OF BENGALURU – LAST 21 DAYS

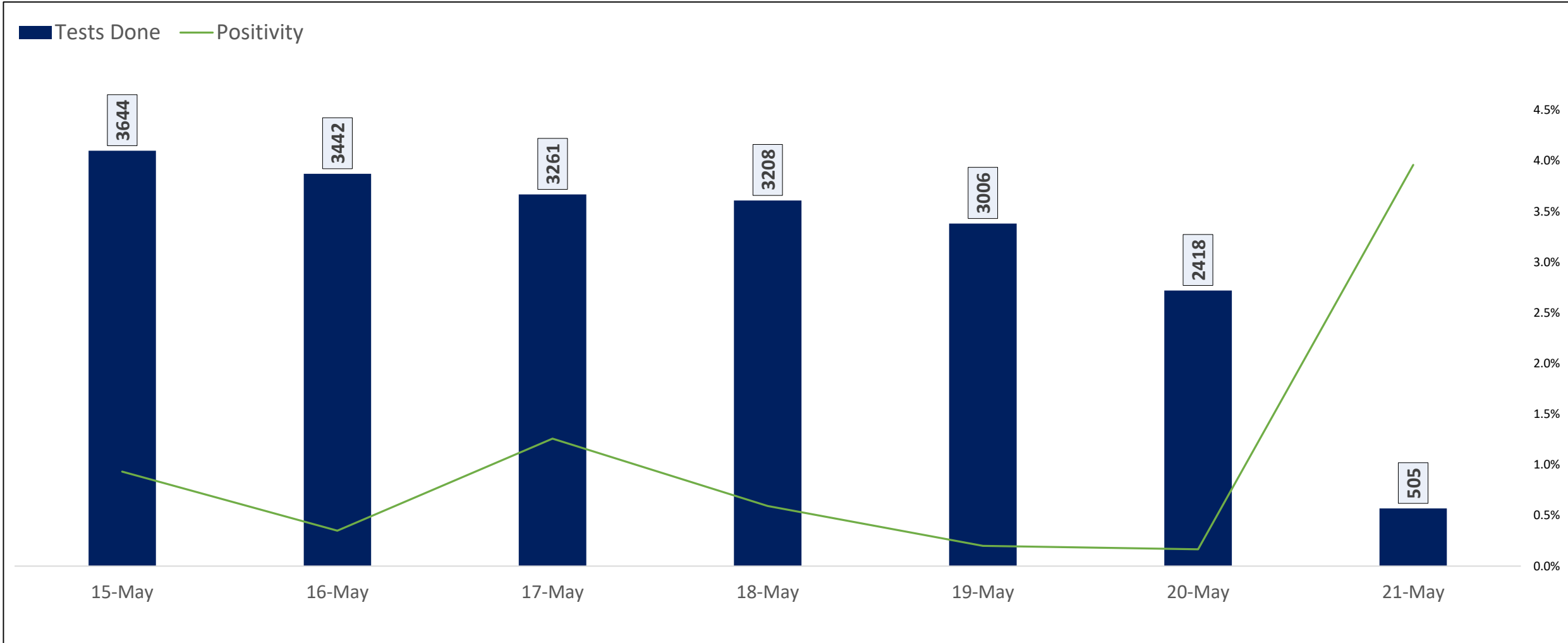




# TESTING TRENDS IN BENGALURU



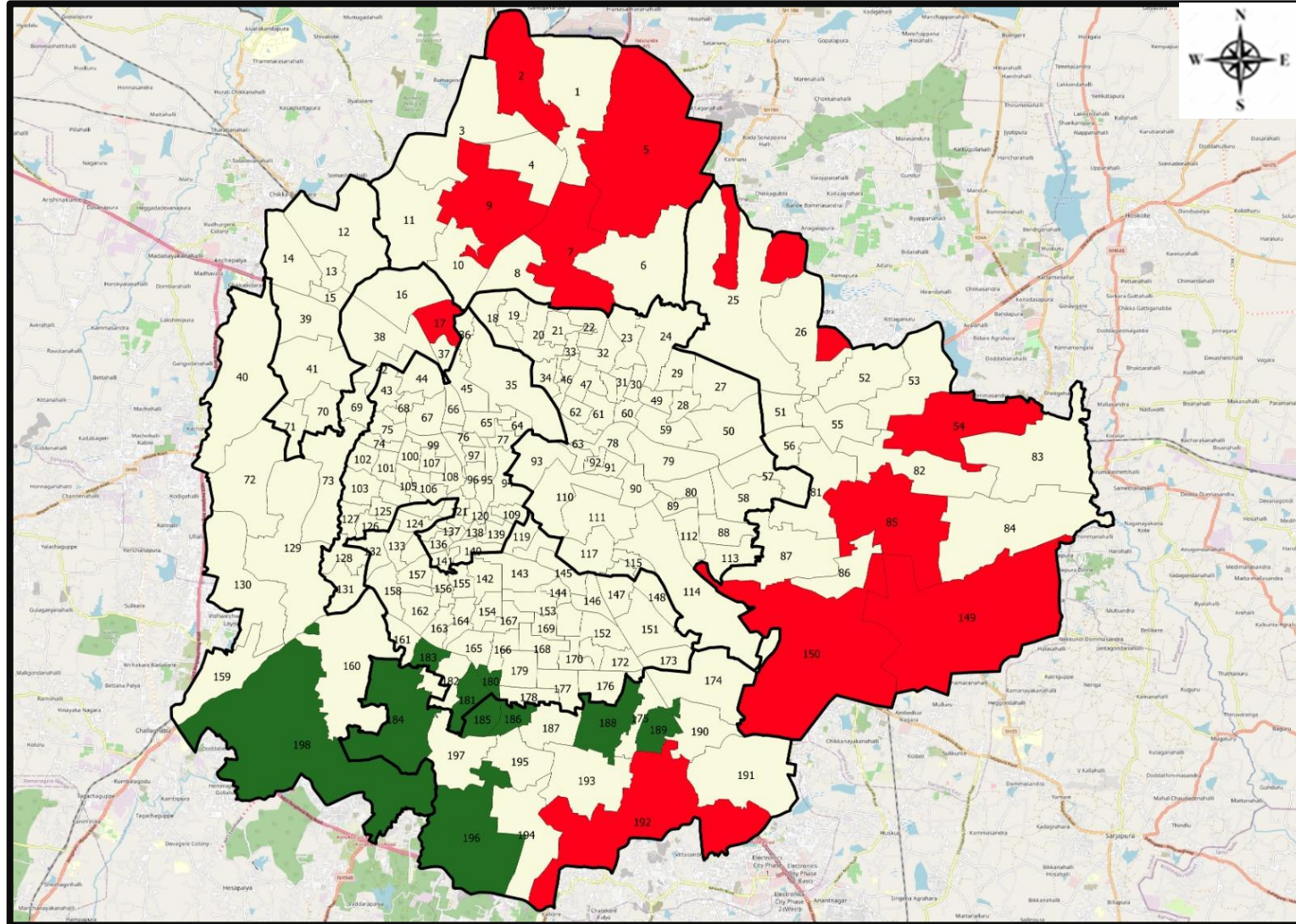
Total Test Conducted Till Date	Test Conducted Last 24 hours	Last 7 Days Average
3,24,00,823	505	2,783







# BENGALURU URBAN MAP SHOWING TREND OF POSITIVE CASES IN LAST 7 DAYS



## Top 10 wards reporting highest number of positive cases in last 10 days

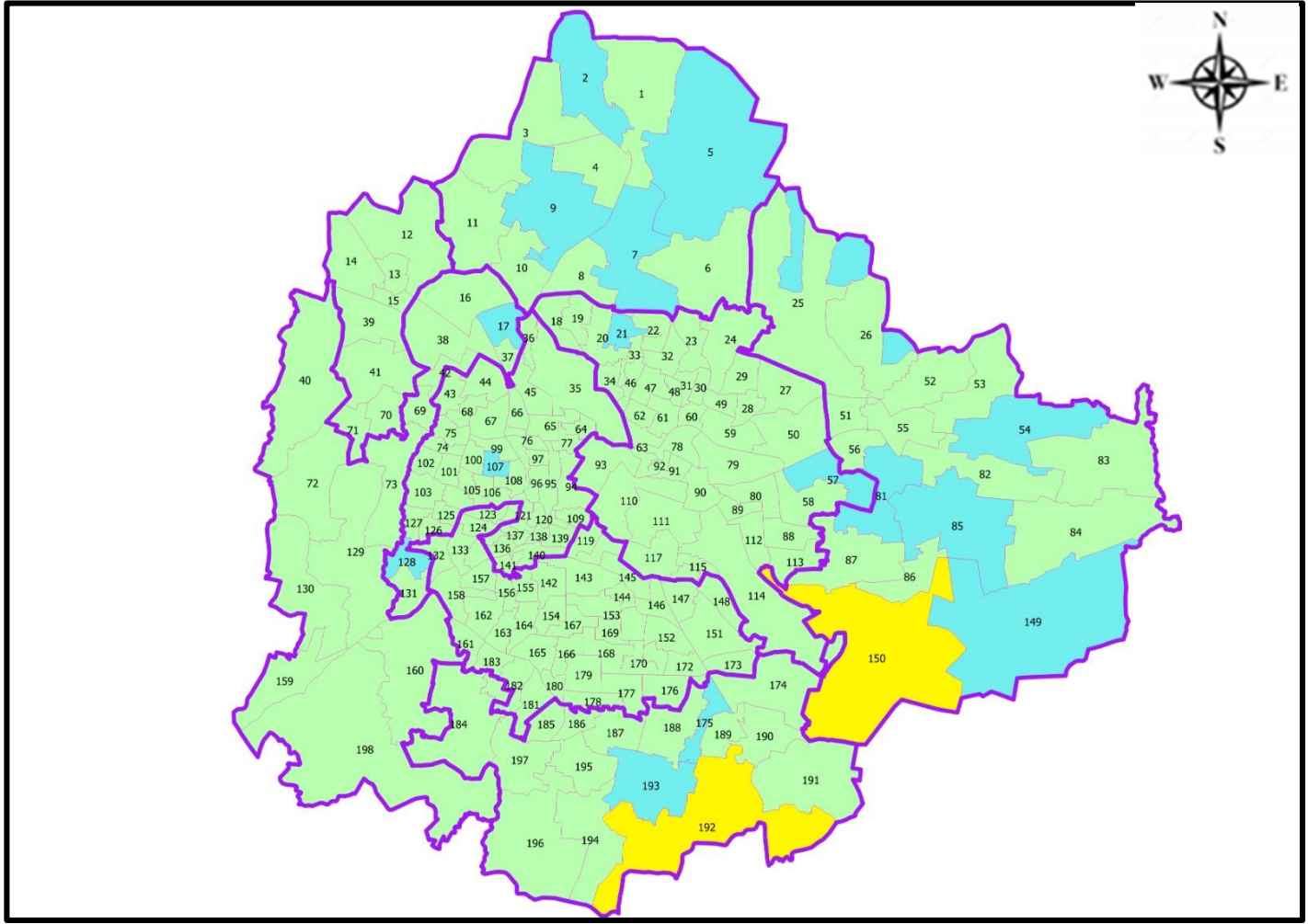
Ward No.	Ward Name	Daily Cases Average
150	Bellanduru	1
192	Begur	1
5	Jakkuru	1
54	Hudi	1
85	Dodda Nekkundi	1
149	Varthuru	1
2	Chowdeshwari Ward	1
7	Byatarayanapura	1
9	Vidyaranyaपुरa	1
17	JP Park	1







## Top 10 wards reporting least number of positive cases in last 7 days

Ward No.	Ward Name	Daily Cases Average
198	Hemmigepura	0
196	Anjanapura	0
189	Hongasandra	0
188	Bilekhali	0
186	Jaraganahalli	0
185	Yelchenahalli	0
184	Uttarahalli	0
183	Chikkalsandra	0
181	Kumaraswamy Layout	0
180	Banashankari Temple Ward	0



# BENGALURU MAP SHOWING INTENSITY OF POSITIVE CASES IN LAST 7 DAYS



-  **Level 1 : 0 to 1 Cases**
-  **Level 2 : 1 to 3 Cases**
-  **Level 3 : 3 to 5 Cases**
-  **Level 4 : 5 to 10 Cases**
-  **Level 5 : More than 10 Cases**
-  **Zone Boundaries**

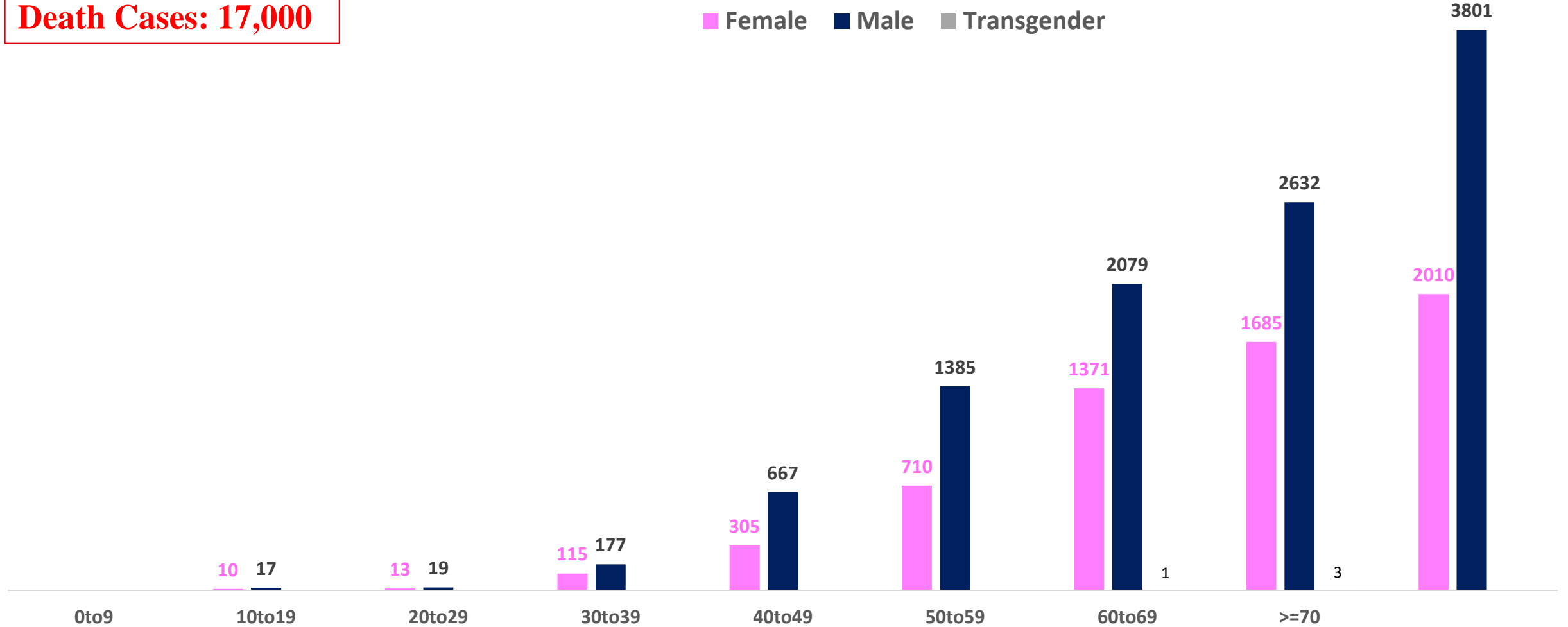




# AGE AND GENDER WISE DISTRIBUTION OF DEATH CASES



**Death Cases: 17,000**





# SNAPSHOT OF COVID-19 CASES IN BENGALURU URBAN



**Total Wards With  
< = 1 Cases\* :  
152**

**Tests Conducted  
on 21.05.2023:  
505**

**Recovery  
Rate\*:  
99.09%**

**Total  
Active Cases :  
81**

**Total Vaccinated  
on 21.05.2023:  
1**

**Positivity  
Rate\* :  
0.70%**

**Active  
Rate\*:  
0.00%**

**Case  
Fatality Rate\* :  
0.00%**





\*Total positive cases In the past 7 days

\*CFR and positivity is for Past 7 days



ಬೃಹತ್ ಬೆಂಗಳೂರು ಮಹಾನಗರ ಪಾಲಿಕೆ  
Bruhat Bengaluru Mahanagara Palike



<b>Download BBMP Bulletin</b>	<a href="https://apps.bbmpgov.in/covid19/mediabulletin.php">https://apps.bbmpgov.in/covid19/mediabulletin.php</a>
<b>To register for vaccination :</b>	<a href="https://selfregistration.cowin.gov.in/">https://selfregistration.cowin.gov.in/</a>
<b>BBMP COVID19 Dashboard:</b>	<a href="https://apps.bbmpgov.in/covid19/">https://apps.bbmpgov.in/covid19/</a>
<b>Follow us on:</b>	 <a href="http://www.facebook.com/bbmp.comm1/">www.facebook.com/bbmp.comm1/</a>
	 <a href="https://twitter.com/BBMPCOMM">twitter.com/BBMPCOMM</a>
	  <a href="#">BBMPSplHealth</a>

Issued by:

Honorable Chief Commissioner, BBMP  
Special Commissioner Health, BBMP  
MD, Bengaluru Smart City Limited

**THANK YOU !**

